



CONSTRUCTION BOARDS



ITALIAN SHOWERS



MOSAICS



## U-Tile DATASHEET

# RESIN STONE

SHOWERTRAY  
STANDARD OUTLET  
&  
Wall Panels

# RESIN STONE SHOWERTRAY

Graphite Resin Stone showertray with integrated waterproof mat - Colour – 9010



Graphite Resin 9005 with Cladding Panel Lifestyle



**3 Textures**




The U-Tile Resin Stone showertray consists of a cellular glass core with 4mm SOLID SURFACE resin stone covering. The edges are covered with an epoxy resin of the same colour to offer a solid appearance.

This combination allows the showertray to be very light weight for installation, but above all to have a designer anti-bacterial, mat surface finish, without joints. The technology also allows the product to have excellent expansion and contraction characteristics and insulation properties, which gives it a 10-year guarantee\*. The product is available in several colours.

Custom RAL colours available on request.


## 5 Colours Available



**9010**  
WHITE



**7046**  
GREY CLEAR



**7015**  
GREY SLATE



**7037**  
GREY TAUPE



**9005**  
BLACK

\* Detail of the 10-year guarantee: Covers dimensional problems (eg: deformation, mechanical resistance) or functional problems (eg: regularity of slopes) provided that the installation instructions have been observed. The warranty excludes problems related to the wear of the products (eg: scratches, impact)

U-Tile SA (Pty) Ltd, 64 Bluewater Drive, Bluewater Bay, Port Elizabeth, 6210

Tel: +27 83 629 4340, +27 41 466 0218

graham.hogg@u-tile.co.za - www.u-tile.co.za

# RESIN STONE SHOWERTRAY

## References and Dimensions

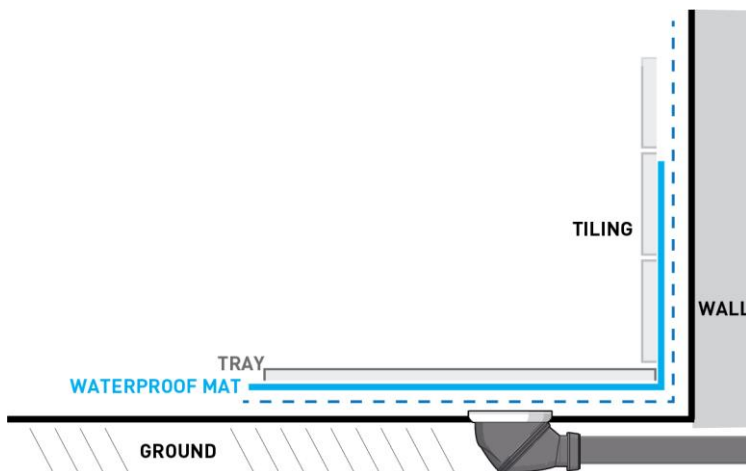
XXX denotes the Texture – GRAPHITE / SLATE / SKIN  
YYY denotes the Colour Number – Eg. 7015 = GREY

REF	DESCRIPTION	FORMAT	TRAY			DISPLACEMENT (MM)	WEIGHT (KG)	POSITION OF TRAP
			LENGTH (MM)	WIDTH (MM)	THICKNESS (MM)			
RC 90 XXX YYY	XXX RESIN YYY 900 X 900 SHOWERTRAY WITH ULTRA-LOW-PROFILE TRAP	SQUARE FORMAT TRAP	900	900	25	83	16	450/450
RC 100 XXX YYY	XXX RESIN YYY 1000 X 1000 SHOWERTRAY WITH ULTRA-LOW-PROFILE TRAP		1000	1000	25	83	22	500/500
RC 12090 XXX YYY	XXX RESIN YYY 1200 X 900 SHOWERTRAY WITH ULTRA-LOW-PROFILE TRAP	RECTANGULAR BATH FORMAT TRAP	1200	900	30	88	24	450/320
RC 14090 XXX YYY	XXX RESIN YYY 1400 X 900 SHOWERTRAY WITH ULTRA-LOW-PROFILE TRAP		1400	900	30	88	26	450/320
RC 150100 XXX YYY	XXX RESIN YYY 1500 X 1000 SHOWERTRAY WITH ULTRA-LOW-PROFILE TRAP		1500	1000	30	88	35	500/320
RC 18590 XXX YYY	XXX RESIN YYY 1850 X 900 SHOWERTRAY WITH ULTRA-LOW-PROFILE TRAP		1850	900	35	93	40	450/320

XXXBOARD200/100-YYY	XXX BOARD YYY 200/100 DESIGNER WALL PANEL	2000	1000	10		15	
XXXBOARD250/100-YYY	XXX BOARD YYY 250/100 DESIGNER WALL PANEL	2500	1000	10		20	

## Technical Characteristics

DESCRIPTION	TECHNICAL CHARACTERISTICS
Weight	20 KG / m <sup>2</sup>
Chemical Resistance	All Household Products
Abrasion Resistance	Avoid abrasive products
Product Guarantee	10 Years
Product Maintenance	Supple Brush and soft sponge
Grid Size	115 X 115mm
Grid Finish	Stainless Steel
Outlet Diameter	40mm
Trap Displacement	58mm
Total Displacement	88 – 93 mm
Waterproofing	Integrated waterproof mat with 10 cm flap



Installation on feet or studs not recommended. Recommended installation: Install on polystyrene or screed. Provide a strong peripheral platform

U-Tile SA (Pty) Ltd, 64 Bluewater Drive, Bluewater Bay, Port Elizabeth, 6210

Tel: +27 83 629 4340, +27 41 466 0218

graham.hogg@u-tile.co.za - www.u-tile.co.za